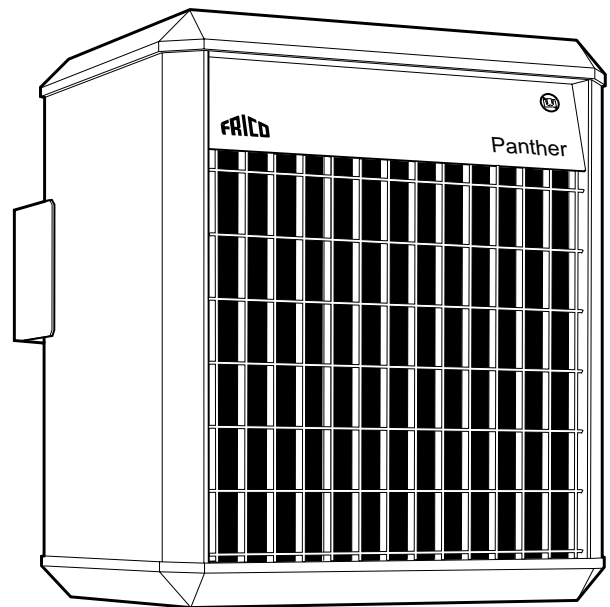




Original instructions  
**Panther 6 - 15 kW**



SE ... 10

GB ... 12

NO ... 15

FR ... 17

DE ... 20

FI ... 23

NL ... 25

RU ... 28

ES ... 31

IT ... 34

PL ... 37

**Get In Touch**



Call: [0845 6880112](tel:08456880112)



Email: [info@adremit.co.uk](mailto:info@adremit.co.uk)

**Our Address**

Puravent, Adremit Limited, Unit 5a, Commercial Yard,  
Settle, North Yorkshire, BD24 9RH

SE

EU-kommissionens Ecodesignförordning (EU) 2015/1188 för rumsvärmare skiljer på användningsområden för olika installationer.

Förordningen gäller då installationen är avsedd att skapa värmekomfort för människor som vistas i lokalen. Förordningen gäller inte för installationer som är avsedda för värmebehov av mer teknisk art såsom grundvärme i maskinrum, värmebehov i produktionsprocesser, frostskydd, etc. Förordningen gäller heller inte installationer i fordon, offshore eller utomhus.

Många av Fricos produkter kan användas både som rumsvärmare (definierade enligt (EU) 2015/1188) och som värmare för tekniska behov. **Vid installationstillfället är det upp till ansvarig installatör att bedöma om Ecodesignförordningen är applicerbar eller inte.** Regleringslösningar för installationer som inte omfattas av Ecodesignförordningen redovisas i separat tabell.

GB

Ecodesign Regulation (EU) 2015/1188 concerning local space heaters does not apply to all application areas.

The Regulation applies when an installation is intended to provide thermal comfort for people in the premises. The Regulation does not apply to heating installations of a more technical nature e.g. in engineering/utility rooms, in production processes, frost protection, etc. The Regulation also does not apply to installations in vehicles, offshore or outdoors.

Many of Frico's products can be used as both local space heaters (as defined in (EU) 2015/1188) and for technical heating purposes. **It is up to the installer responsible for the installation to assess whether the Ecodesign Regulation is applicable or not.** Control solutions for installations not covered by the Ecodesign Regulation are listed in a separate table.

NO

Økodesigndirektivet (EU) 2015/1188 som gjelder varmeovner, gjelder ikke alle bruksområder.

Direktivet gjelder når en installasjon har som formål å skape en komfortabel temperatur for personene på stedet. Direktivet gjelder ikke til oppvarmingsinstallasjoner av det mer tekniske slaget, som i produktutviklingsrom, bruksområder, i produksjonsprosesser, frostbeskyttelse etc. Direktivet gjelder heller ikke installasjoner som befinner seg i kjøretøy, offshore eller utendørs.

Mange av Fricos produkter kan brukes både som varmeovner (som definert i 2015/1188) og til formål innen teknisk oppvarming. **Det er opp til installatøren som er ansvarlig for installasjonen å vurdere hvorvidt Økodesigndirektivet er gjeldende eller ikke.** Reguleringsløsninger for installasjoner som ikke dekkes av Økodesigndirektivet står oppført i en separat tabell

FR

La réglementation relative à l'écoconception (UE) 2015/1188 concernant les dispositifs de chauffage décentralisés ne s'applique pas à tous les cas.

Elle s'applique lorsqu'une installation est destinée à assurer un confort thermique à des personnes dans les locaux. Elle ne s'applique pas au chauffage d'installations d'une nature plus technique (salles des machines/de service, processus de production, protection contre le gel, etc.). Elle ne s'applique pas non plus aux installations qui se trouvent à bord de véhicules, offshore ou en extérieur.

De nombreux produits Frico peuvent être utilisés comme des dispositifs de chauffage décentralisés (tel que défini dans la réglementation (UE) 2015/1188) et à des fins de chauffage technique. **Il appartient à l'installateur de déterminer si la réglementation relative à l'écoconception s'applique ou non.** Les solutions de contrôle pour les installations qui ne sont pas couvertes par la réglementation relative à l'écoconception sont présentées dans un tableau distinct.

DE

Die Ökodesign-Verordnung (EU) 2015/1188 über Einzelraumheizgeräte trifft nicht auf alle Anwendungsgebiete zu.

Die Verordnung findet Anwendung, wenn eine Installation dazu bestimmt ist, innerhalb eines Raumes ein für den Menschen angenehmes Temperaturniveau zu erreichen. Die Verordnung findet keine Anwendung auf Heizungsinstallationen technischer Natur, z. B. in Technik-/Wirtschaftsräumen, bei Produktionsprozessen, für Frostschutz usw. Die Verordnung findet ebenfalls keine Anwendung bei Installationen in Fahrzeugen, Offshoreanlagen und Außenbereichen.

Viele Frico-Produkte können sowohl als Einzelraumheizgerät (gemäß Definition nach (EU) 2015/1188) als auch für technische Heizprozesse eingesetzt werden. **Der Monteur, der für die Installation verantwortlich ist, muss beurteilen, ob die Ökodesign-Verordnung anwendbar ist oder nicht.** Steuerungslösungen für Installationen, die nicht unter die Ökodesign-Verordnung fallen, sind in einer separaten Tabelle aufgelistet.

FI

Paikallisia tilalämmittimiä käsitlevä Ecodesign-asetus (EU) 2015/1188 ei kata kaikkia käyttökohteita.

Asetus on voimassa ainoastaan silloin, kun lämmittimellä halutaan parantaa tiloissa olevien ihmisten lämpömukavuutta. Asetus ei koske teknisempiä lämmitysjärjestelmiä esim. konehuoneissa/kodinhuoneissa, tuotantoprosesseissa, pakkassuojausta, jne. Asetus ei myöskään koske ajoneuvoissa, laivoissa ja ulkona käytettäviä järjestelmiä.

Useita Frico-tuotteita voidaan käyttää sekä paikallisina tilalämmittiminä (asetuksen (EU) 2015/1188 mukaan) että teknisempiin lämmitystarkoituksiin. **Asentajan on määritettävä sovelletaanko asennukseen Ecodesign-asetusta vai ei.** Ohjaustratkaisut asennuksiin, joita Ecodesign-asetus ei käsittele, on lueteltu erillisessä taulukossa

NL

De ecodesignverordening (EU) 2015/1188 betreffende lokale ruimteverwarmers is niet van toepassing op alle toepassingsgebieden.

De verordening is van toepassing in het geval een installatie bedoeld is om mensen in het pand te voorzien van verwarmingscomfort. De verordening is niet van toepassing op verwarmingsinstallaties van een meer technische aard, bijv. in machinekamers/bijkeukens, in productieprocessen, ten behoeve van vorstbeveiliging, enz. De verordening is ook niet van toepassing op installaties in voertuigen, offshore of buiten.

Veel van de Frico-producten kunnen zowel gebruikt worden als lokale ruimteverwarmers (zoals gedefinieerd in (EU) 2015/1188) als ten behoeve van technische verwarmingsdoeleinden. **Het is de taak van de installateur die verantwoordelijk is voor de installatie om te bepalen of de ecodesignverordening wel of niet van toepassing is.** Regelsystemen voor installaties die niet vallen onder de ecodesignverordening worden vermeld in een aparte tabel.

RU

Положения требований Экодизайн (EU) 2015/1188 по приборам локального обогрева не охватывают все возможные области их применения.

Требования Экодизайн применяются, когда установка предназначена для обеспечения теплового комфорта людей в помещениях. Эти Требования не распространяются на установки и системы обогрева более сложного технического характера, например, при обогреве технических, служебных и производственных помещений, при организации защиты от замерзания и т. д. Также требования Экодизайн не применяются в случае установки оборудования в транспортных средствах, сооружениях на море и на открытых площадках.

Многие виды оборудования Frico могут применяться как в качестве приборов локального обогрева (как определено нормативами (EU) 2015/1188) так и в качестве составных частей обогревательных систем общественных и производственных зданий. **Ответственность за определение необходимости применения или не применения требований Экодизайн несет организация, осуществляющая монтаж данного оборудования.** Приборы управления для установок оборудования, не подпадающих под положения требований Экодизайн, перечислены в отдельной таблице.

## Get In Touch

Call: 0845 6880112  
Email: [info@adremit.co.uk](mailto:info@adremit.co.uk)

## Our Address

Puravent, Adremit Limited, Unit 5a, Commercial Yard,  
Settle, North Yorkshire, BD24 9RH

ES

El Reglamento (UE) 2015/1188 sobre diseño ecológico en relación con los aparatos de calefacción local no se aplica a todas las áreas de aplicación.

El Reglamento se aplica cuando una instalación sirve para proporcionar confort térmico a las personas que están en el interior. El Reglamento no se aplica a instalaciones de calefacción de naturaleza más técnica, por ejemplo en salas de ingeniería o cuartos de servicio, en procesos de producción, protección contra heladas, etc. El Reglamento no se aplica a instalaciones en vehículos, en alta mar o al aire libre.

Muchos de los productos de Frico pueden utilizarse como aparatos de calefacción local (según se define en el Reglamento (UE) 2015/1188) y con fines de calefacción técnica. **Corresponde al instalador responsable de la instalación evaluar si se aplica el Reglamento sobre diseño ecológico o no.** Las soluciones de control para instalaciones no cubiertas por el Reglamento relativo a diseño ecológico se citan en otra tabla

IT

Il Regolamento sulla progettazione ecocompatibile (UE) 2015/1188 relativo alle batterie di riscaldamento locali per gli ambienti non è in vigore per tutte le aree di applicazione.

Il Regolamento si applica quando lo scopo di un impianto è quello di fornire comfort termico per gli occupanti degli ambienti. Il Regolamento non si applica agli impianti di riscaldamento di natura più tecnica, ad esempio locali tecnici/ripostigli, all'interno di processi di produzione, protezione antigelo, ecc. Inoltre, il Regolamento non si applica alle installazioni all'interno di veicoli, offshore o all'aperto.

Molti dei prodotti Frico possono essere utilizzati come batterie di riscaldamento locali per gli ambienti (come definito nel regolamento (UE) 2015/1188) e a scopo di riscaldamento tecnico. **È responsabilità dell'installatore incaricato dell'installazione valutare se il Regolamento sulla progettazione ecocompatibile è applicabile o meno.** Le soluzioni di controllo per gli impianti non inclusi dal Regolamento sulla progettazione ecocompatibile sono elencate in una tabella separata.

PL

Jeśli chodzi o miejscowe ogrzewacze pomieszczeń, Rozporządzenie (UE) 2015/1188 dotyczące ekoprojektu nie ma zastosowania do wszystkich obszarów zastosowań.

Rozporządzenie to ma zastosowanie, kiedy zadaniem instalacji jest zapewnienie komfortu termicznego dla ludzi przebywających w budynkach. Rozporządzenie nie ma zastosowania do instalacji grzewczych mających charakter bardziej techniczny, np. w pomieszczeniach przemysłowych/gospodarczych, w procesach wytwórczych, jako ochrona przed zamarzaniem itp. Rozporządzenie nie ma również zastosowania do instalacji w pojazdach, morskich lub na zewnątrz.

Wiele produktów firmy Frico może być używanych zarówno jako miejscowe ogrzewacze pomieszczeń (zgodnie z definicją w Rozporządzeniu (UE) 2015/1188), jak i w technicznych instalacjach grzewczych. **Do instalatora odpowiedzialnego za instalację należy ocena, czy Rozporządzenie dotyczące ekoprojektu ma zastosowanie czy nie.** Systemy sterowania dla instalacji nie objętych Rozporządzeniem dotyczącym ekoprojektu zostały podane w oddzielnej tabeli.

## Get In Touch

 Call: 0845 6880112  
 Email: [info@adremmit.co.uk](mailto:info@adremmit.co.uk)

## Our Address

Puravent, Adremmit Limited, Unit 5a, Commercial Yard,  
 Settle, North Yorkshire, BD24 9RH



# Panther 6-15

Fig 1.

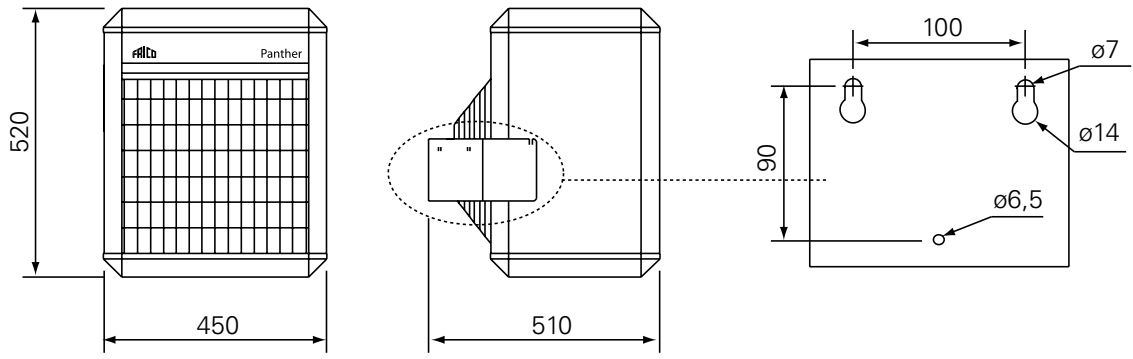
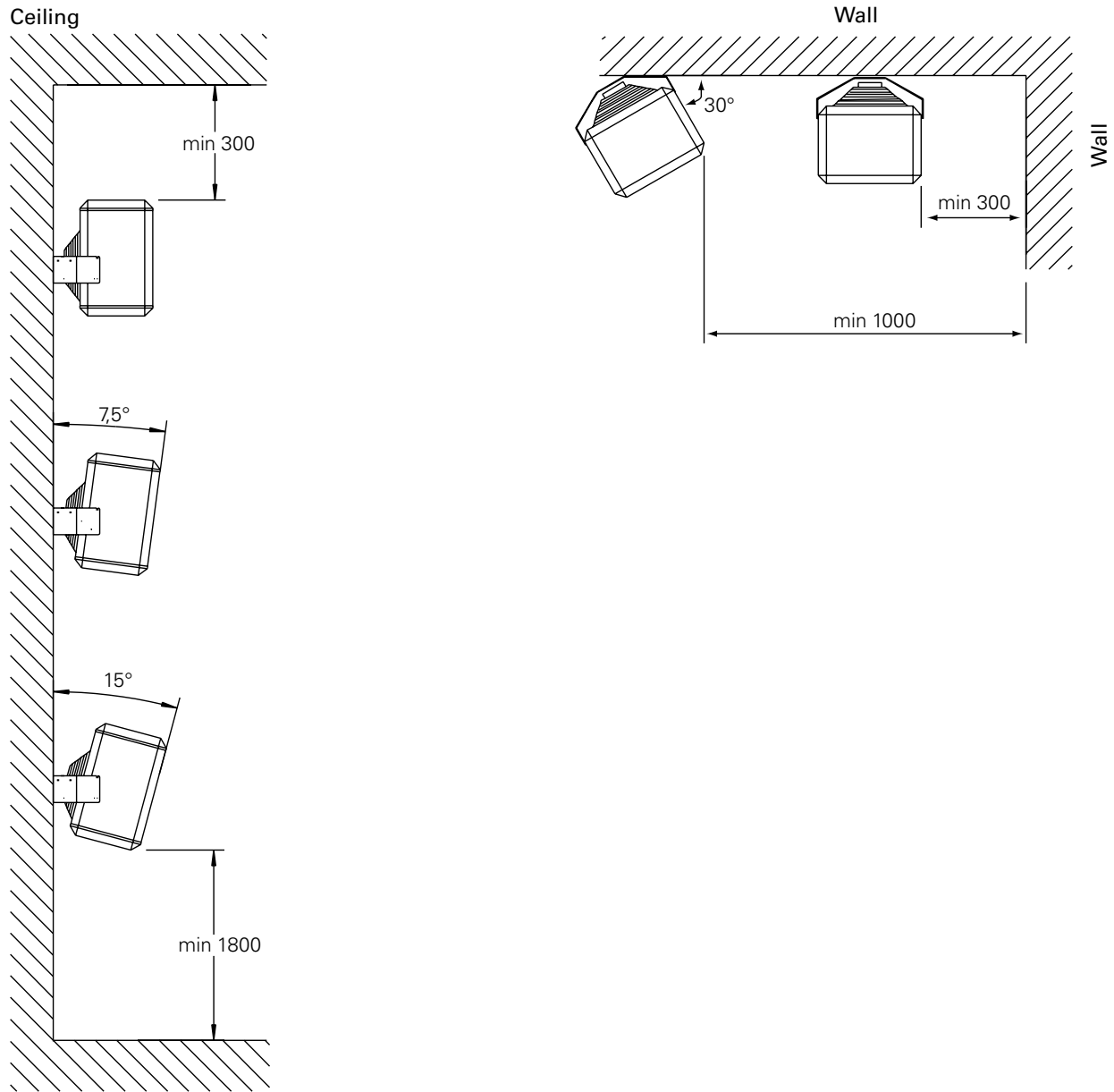


Fig 2.



## Get In Touch

Call: 0845 6880112  
 Email: [info@adremit.co.uk](mailto:info@adremit.co.uk)

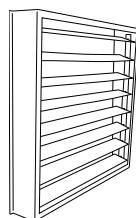
## Our Address

Puravent, Adremit Limited, Unit 5a, Commercial Yard,  
 Settle, North Yorkshire, BD24 9RH




## Accessories

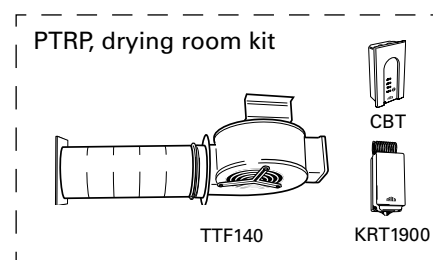
Type	HxWxD [mm]
PLR15	355x355x60
PFF15	
PTRP	



PLR15



PFF15




PTRP, drying room kit

TTF140

KRT1900

## Controls

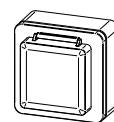
Type	HxWxD [mm]
PP15N	160x120x96
TAP16R	87x87x53
TEP44	87x87x55
RTX54	82x88x25



PP15N



TAP16R



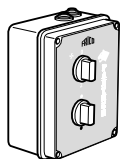
TEP44



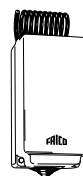
RTX54

## Controls for installations not covered by the Ecodesign Regulation (EU) 2015/1188

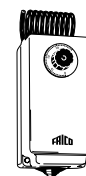
Type	HxWxD [mm]
PP15N	160x120x96
KRT1900	165x57x60
KRTV19	165x57x60
PTA01	215x185x115



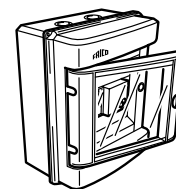
PP15N



KRT1900



KRTV19



PTA01

- SE: Regleringar för installationer som inte omfattas av Ecodesign, förordning (EU) 2015/1188
- NO: Reguleringsløsninger for installasjoner som ikke dekkes av Økodesigndirektivet (EU) 2015/1188
- FR: Régulations pour les installations non couvertes par la réglementation relative à l'écoconception (UE) 2015/1188
- DE: Steuerungen für Installationen, die nicht unter die Ökodesign-Verordnung (EU) 2015/1188 fallen
- FI: Ohjauksratkaisut asennuksiin, joita Ecodesign-asetus (EU) 2015/1188 ei käsittele
- NL: Regelaars voor installaties die niet vallen onder de ecodesignverordening (EG) 2015/1188
- RU: Приборы управления для установок оборудования, не подпадающих под нормы требований Экодизайн (EU) 2015/1188
- ES: Controles para instalaciones no cubiertas por el Reglamento (UE) 2015/1188 sobre diseño ecológico
- IT: Controlli per gli impianti non inclusi dal Regolamento sulla progettazione ecocompatibile (UE) 2015/1188
- PL: Systemy sterowania dla instalacji nie objętych Rozporządzeniem (UE) 2015/1188 dotyczącym ekoprojektu

## Technical specifications

Type	Output steps [kW]	Airflow [m <sup>3</sup> /h]	Sound level* <sup>1</sup> [dB(A)]	$\Delta t$ * <sup>2</sup> [°C]	Motor [W]	Voltage [V]	Amperage [A]	HxWxD [mm]	Weight [kg]
SE06N	0/3/6	900/1300	39/47	20/14	70	400V3N~	8,7	520x450x510	21
SE09N	0/4,5/9	900/1300	39/47	30/21	70	400V3N~	13,0	520x450x510	22
SE12N	0/6/12	900/1300	39/47	40/28	70	400V3N~	17,3	520x450x510	22
SE15N	0/7,5/15	900/1300	39/47	50/35	70	400V3N~	21,7	520x450x510	22
SE135N	0/5/10 0/7/13,5	900/1300	39/47	34/23 45/31	70	440V3~* <sup>3</sup> 500V3~	13,4 15,6	520x450x510	23

\*1) Conditions: Distance to the unit 3 metres. Directional factor: 2. Equivalent absorption area: 200 m<sup>2</sup>.

\*2)  $\Delta t$  = temperature rise of passing air at maximum heat output at lowest/highest air flow.

\*3) Can be connected to both 440V3~and 500V3~.



Protection class: IP44.

CE compliant.

\*1) Förutsättningar: Avstånd till aggregat 3 meter. Riktningfaktor: 2. Ekvivalent absorptionsarea 200 m<sup>2</sup>.

\*2)  $\Delta t$  = temperaturhöjning på genomgående luft vid maximal värmeeffekt och lägst respektive högst luftflöde.

\*3) Kan anslutas till både 440V3~och 500V3~.

\*1) Betingelser: Avstand til aggregat 3 meter. Retningsfaktor: 2. Ekvivalent absorpsjonsareal: 200 m<sup>2</sup>

\*2)  $\Delta t$  = temperaturøkning på gjennomstrømmende luft ved maksimal varmeeffekt og lav/høy luftmengde.

\*3) Kan kobles til både 440V3~ og 500V3~.

\*1) Conditions : Distance de l'appareil : 3 mètres. Facteur directionnel : 2. Surface d'absorption : 200 m<sup>2</sup>.

\*2)  $\Delta t$  = augmentation de température sous un débit d'air mini / maxi et une puissance maximale.

\*3) Peut être raccordé sur 440 V3~ et 500 V3~.

\*1) Bedingungen: Abstand zum Gerät: 3 Meter. Richtungsfaktor: 2. Entsprechende Absorptionsfläche: 200 m<sup>2</sup>.

\*2)  $\Delta t$  = Temperaturanstieg bei maximaler Heizleistung und hohem/niedrigem Volumenstrom.

\*3) Kann an 440V3~ und 500V3~ angeschlossen werden.

\*1) Mittausjärjestelyt: Etäisyys laitteeseen 3 m. Suuntaavuuseroin 2. Ekvivalentti absorptioala: 200 m<sup>2</sup>.

\*2)  $\Delta t$  = läpivirtaavan ilman lämpötilan nousu suurimmalla lämpöteholla ja pienellä/suurella ilmavirralla.

\*3) Voidaan kytkeä 440V3~ ja 500V3~ jännitteeseen.

\*1) Conditioes: Afstand tot de unit 3 meter. Richtingsfactor: 2. Equivalent absorptiegebied: 200 m<sup>2</sup>.

\*2)  $\Delta t$  = Temperatuurstijging van de passerende lucht op maximale verwarming en laagste/hhoogste luchtstroom.

\*3) Kan worden aangesloten op 440V3~ en 500V3~.

\*1) Условия: Расстояние до прибора 3 метров. Фактор направленности 2. Эквивалентная площадь звукопоглощения 200м<sup>2</sup>.

\*2)  $\Delta t$  = Увеличение температуры проходящего воздуха при полной выходной мощности и min/max расходе воздуха.

\*3) может подключаться на напряжение 440В3~ и 500В3~.

\*1) Condiciones: 3 metros de distancia a la unidad. Factor direccional: 2. Área de absorción equivalente: 200 m<sup>2</sup>.

\*2)  $\Delta t$  = Incremento de la temperatura a la potencia calorífica máxima y con caudal de aire alto/bajo.

\*3) Se puede conectar tanto a 440V3~ como a 500V3~

\*1) Condizioni: distanza dall'unità 3 metri. Fattore direzionale: 2. Superficie di assorbimento equivalente: 200 m<sup>2</sup>.

\*2)  $\Delta t$  = innalzamento della temperatura dell'aria in transito alla massima potenza termica e alla portata d'aria minima/massima.

\*3) Può essere collegato a 440V3 ~ e 500V3 ~.

\*1) Warunki: Odległość do urządzenia 3 m. Współczynnik kierunkowy: 2. Powierzchnia absorpcji: 200 m<sup>2</sup>.

\*2)  $\Delta t$  = przyrost temperatury przy maksymalnej mocy grzewczej i najniższym/najwyższym przepływie powietrza.

\*3) Można podłączyć do zasilania 440V3~ i 500V3~.

### Get In Touch



Call: 0845 6880112

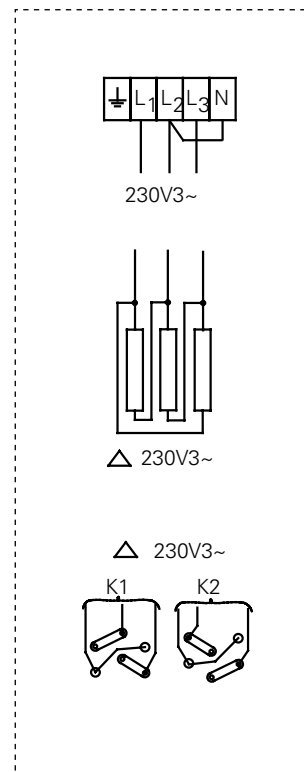
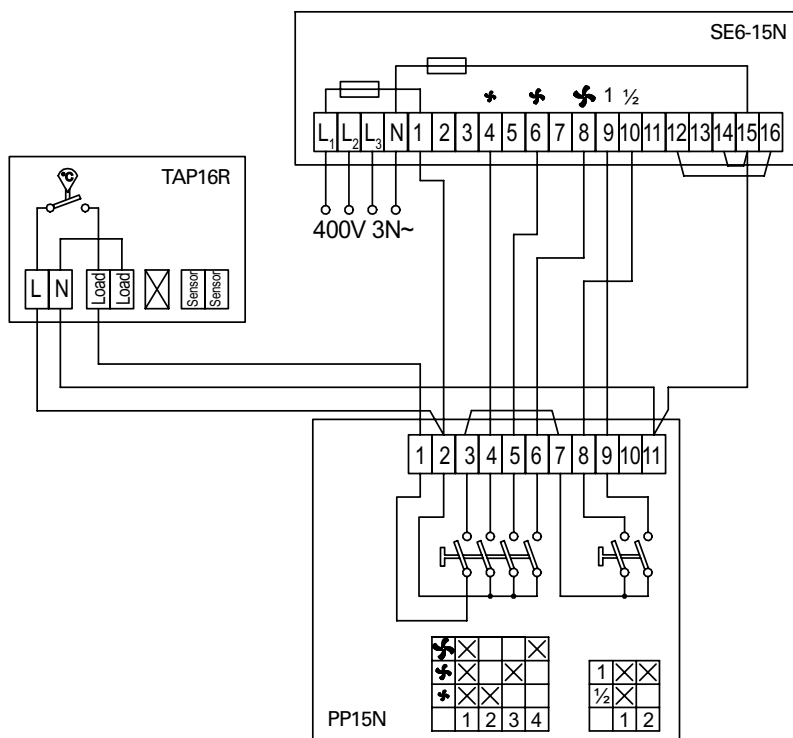
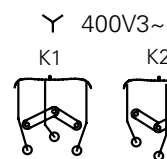
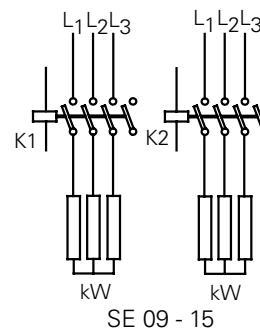
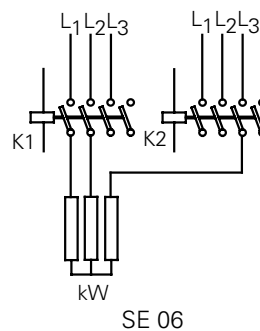
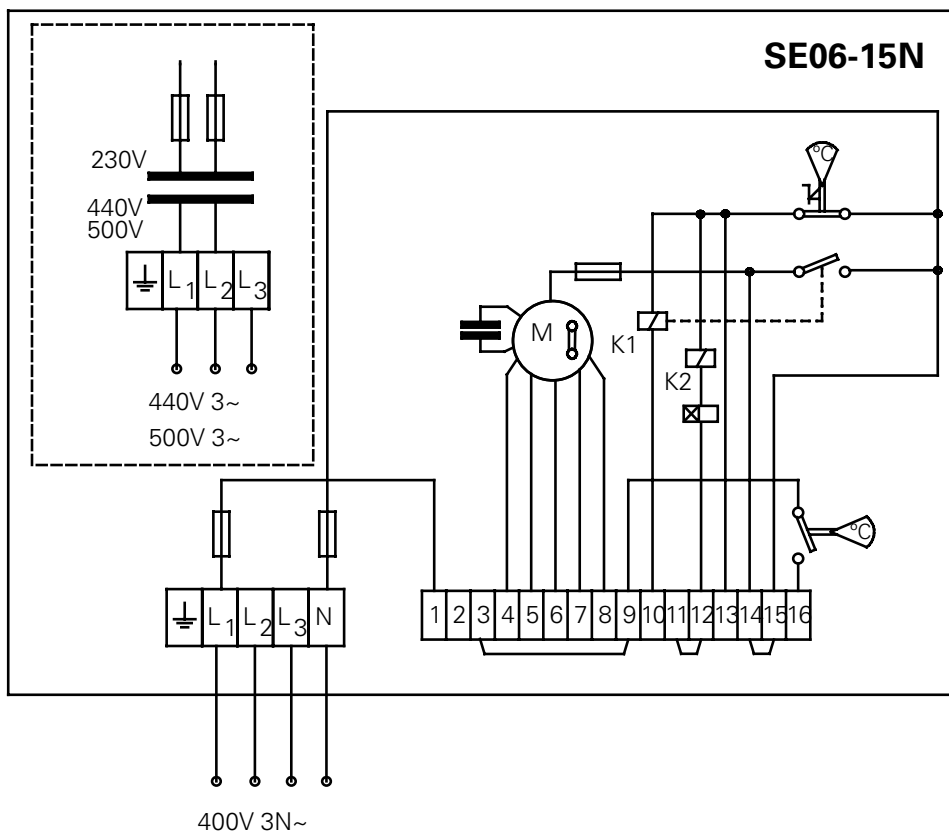


Email: [info@adremit.co.uk](mailto:info@adremit.co.uk)

### Our Address

Puravent, Adremit Limited, Unit 5a, Commercial Yard,  
Settle, North Yorkshire, BD24 9RH

Internal wiring diagram



Get In Touch

Call: 0845 6880112  
 Email: [info@adremit.co.uk](mailto:info@adremit.co.uk)

Our Address

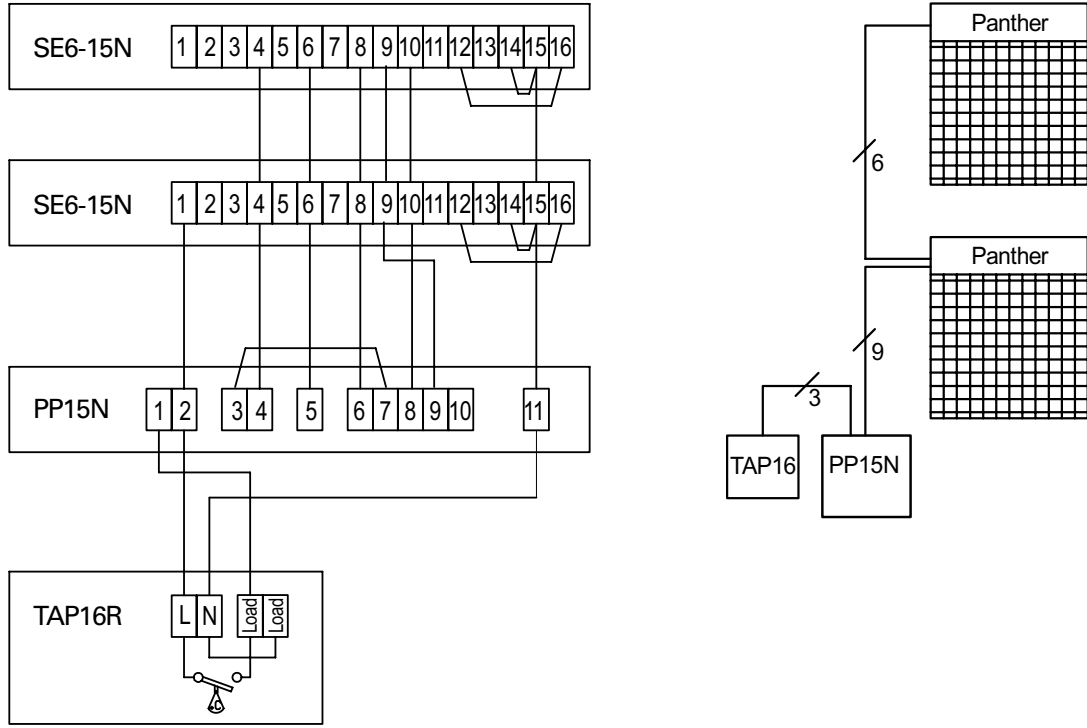
Puravent, Adremit Limited, Unit 5a, Commercial Yard, Settle, North Yorkshire, BD24 9RH





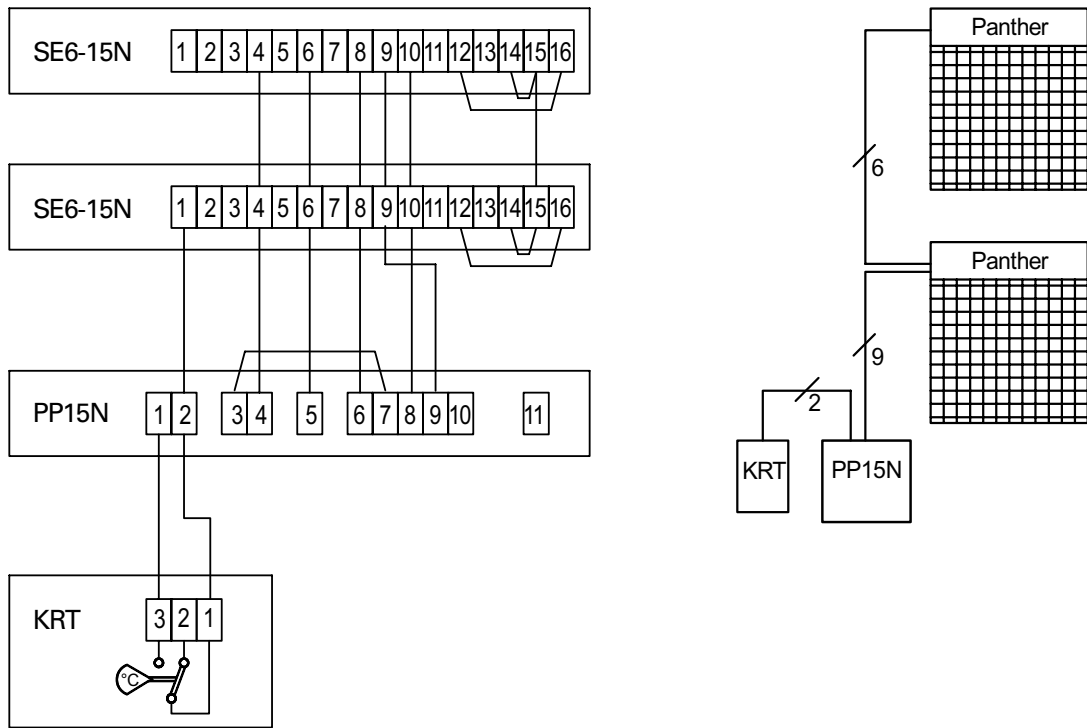
# Panther 6-15

**Note! Remove the two internal fuses 6.3A in the slave units.**





## Control options for installations not covered by the Ecodesign Regulation (EU) 2015/1188

**Note! Remove the two internal fuses 6.3A in the slave units.**



### Get In Touch

 Call: 0845 6880112  
 Email: [info@adremit.co.uk](mailto:info@adremit.co.uk)

### Our Address

Puravent, Adremit Limited, Unit 5a, Commercial Yard, Settle, North Yorkshire, BD24 9RH



## Installation and operating instructions

### General Instructions

Read these instructions carefully before installation and use. Keep this manual for future reference.

*The product may only be used as set out in the assembly and operating instructions. The guarantee is only valid if the product is used in the manner intended and in accordance with the instructions.*

### Application area

Panther 6-15 is a range of very quiet and efficient fan heaters for stationary use. They are intended for heating and drying in e.g. workshops, sport halls, shops, assembly rooms and drying rooms.

Protection class: IP44.

### Mounting

The fan heater is mounted on a wall with a bracket, which allows direction of the air stream in several directions, straight ahead, to the left, to the right and down.

Note! The minimum distances given in fig. 2 and 3 must be kept. The fan heaters must not be mounted on the ceiling.

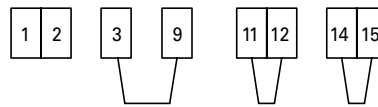
- Loose the bracket from the appliance by unscrewing the bolts.
- Mark holes by means of the loose bracket.
- Drill holes for the fixing plugs.
- Mount the bracket.
- Mount the fan heater on the bracket and adjust the heater to desired vertical and horizontal angles.
- Screw the bottom bolt in and tighten all bolts.

### Electrical installation

The electrical installation should be carried out by a qualified electrician in conformity with prevailing regulations. The appliance should be preceded by an all-pole switch with at least 3 mm breaking gap. There are several ways to connect depending on the desired function.

On delivery the appliance is equipped with connections on the terminal block.

### Factory setting



On delivery, the external thermostat controls heat on/off. In operation, fan and output steps are set on the control box PP15N.

With a connection between terminals 14 and 15, the fan RPM will be controlled by the regulation and the heat by the thermostat. Without the connection the thermostat will control both fan RPM and heat.

When accessories are connected or when several heaters are connected to each other and controlled by a common accessory.

Between terminals 1 and 13, a 230V~ alarm signal can be obtained. When the temperature limiter is triggered, the voltage will drop to zero.

On delivery the Panther 6 – 15 fan heaters are for 400V3N~. SE135N can be connected to both 440V3~ and 500V3~.

Type	Output [kW]	Voltage [V]	Minimum area [mm <sup>2</sup> ]
Control	0	230V~	0,75
SE06N	6	400V3N~/230V3~	1,5/2,5
SE09N	9	400V3N~/230V3~	2,5/6
SE12N	12	400V3N~/230V3~	4/10
SE15N	15	400V3N~/230V3~	6/16
SE135N	13,5	500V3~/440V3~	4/2,5

On the back of the appliance there are knock-outs. Cable-glands used must guarantee the protection class requirements!

When several heaters are connected to each other and controlled by a common accessory it should be stated in the group centre that “The fan heaters are fed from more than one group supply”.

### Control

When using this product as a local space heater according to Ecodesign Regulation (EU) 2015/1188, it must be supplemented with one of the following approved controls.

- PP15N, control box and TAP16R, electronic thermostat that include:
  - Electronic room temperature control plus





- week timer
- Room temperature control with open window detection
- Adaptive start control

The product can be controlled in a different way, e.g. by an overall control system (BMS), but in that case the responsibility lies with the installer to ensure that the control system is programmed to make the installation meet the requirements of Ecodesign Regulation (EU) 2015/1188.

### Start-up

When the unit is used for the first time or after a long period of disuse, smoke or odour may result from dust or dirt that has collected on the element. This is completely normal and disappears after a short time.

### Overheating

If the temperature limiter has been triggered due to overheating, reset as follows:

- Disconnect the electricity with the all-pole switch.
- Investigate the matter and repair the fault.
- Reset by opening the lid and pushing the red button on top of the temperature limiter until a click sound is heard.
- Put on the lid and reconnect the heater.

### Maintenance

The motor and other components are maintenance-free. Dust and dirt may cause overheating and danger of fire. The appliance must therefore be cleaned regularly.

### Residual current circuit breaker

When the installation is protected by means of a residual current circuit breaker, which trips when the appliance is connected, this may be due to moisture in the heating element. When an appliance containing a heater element has not been used for a long period or stored in a damp environment, moisture can enter the element.

This should not be seen as a fault, but is simply rectified by connecting the appliance to the main supply via a socket without a safety cut-out, so that the moisture can be eliminated from the element. The drying time can vary from a few hours to a few days.

As a preventive measure, the unit should occasionally be run for a short time when it is not being used for extended periods of time.

### Packaging

Packaging materials are chosen with consideration to environment and are therefore recyclable.



### Handling of product at end of working life

This product may contain substances necessary for functionality of product but potentially dangerous for the environment. The product should not be disposed mixed with general household waste but delivered to a designated collection point for environmental recycling. Please contact local authority for further details of your nearest designated collection point. Recycling of used products saves earth's resources and reduces global footprint.

### Safety

- *For all installations of electrically heated products should a residual current circuit breaker 300 mA for fire protection be used.*
- *Keep the areas around the air intake and exhaust grilles free from possible obstructions!*
- *The unit must not be fully or partially covered with clothing, or similar materials, as overheating can result in a fire risk! (E)*
- *The unit must not be placed directly under fixed wall sockets!*
- *This appliance can be used by children aged from 8 years and above and persons with reduced physical, sensory or mental capabilities or lack of experience and knowledge if they have been given supervision or instruction concerning use of the appliance in a safe way and understand the hazards involved. Children shall not play with the appliance. Cleaning and user maintenance shall not be made by children without supervision.*
- *Children of less than 3 years should be kept away unless continuously supervised.*
- *Children aged from 3 years and less than 8 years shall only switch on/off the appliance provided that it has been placed or*

#### Get In Touch

-  Call: 0845 6880112
-  Email: [info@adremit.co.uk](mailto:info@adremit.co.uk)

#### Our Address

Puravent, Adremit Limited, Unit 5a, Commercial Yard, Settle, North Yorkshire, BD24 9RH



*installed in its intended normal operating position and they have been given supervision or instruction concerning use of the appliance in a safe way and understand the hazards involved.*

- *Children aged from 3 years and less than 8 years shall not plug in, regulate and clean the appliance or perform user maintenance.*

**CAUTION** — Some parts of this product can become very hot and cause burns. Particular attention has to be given where children and vulnerable people are present.

#### Get In Touch



Call: [0845 6880112](tel:08456880112)



Email: [info@adremit.co.uk](mailto:info@adremit.co.uk)

#### Our Address

Puravent, Adremit Limited, Unit 5a, Commercial Yard,  
Settle, North Yorkshire, BD24 9RH



**Main office**

Frico AB  
Box 102  
SE-433 22 Partille  
Sweden



Tel: +46 31 336 86 00

mailbox@frico.se  
www.frico.se

**For latest updated information and information  
about your local contact: [www.frico.se](http://www.frico.se)**

Art.no 146073, 2018-03-28 HH/CH

**Get In Touch**

 **Call:** [0845 6880112](tel:08456880112)  
 **Email:** [info@adremit.co.uk](mailto:info@adremit.co.uk)

**Our Address**

Puravent, Adremit Limited, Unit 5a, Commercial Yard,  
Settle, North Yorkshire, BD24 9RH

